


24 TOYOTA TACOMA

APEX SERIES

ROCK SLIDERS

ATTTA04C101-BX



MATERIAL: E-COATED STEEL / TEXTURED BLACK POWDER COAT FINISH

DIMENSIONS: 75.4" X 15.5" X 6.2"

PRODUCT WEIGHT: 116 LBS

CAUTION BEFORE INSTALLING

Before installation - Read and understand all instructions, warnings, cautions, and notes contained in this installation instruction guide. Consult your vehicle owner's manual for proper disconnection of electrical and lifting of vehicle if required for installation of this product.

This install may require some technical skills and knowledge of basic mechanical work. If you do not feel that you are capable of performing this install please take this product to a trained professional.

After reading this guide please contact us with any questions or concerns before installing product.

Customer Service: (626) 369-2121

ATTICA4X4 is not responsible for any bodily injury or harm to you or your vehicle as a result of an improper install.

Proper installation of this kit requires knowledge of the factory recommended procedures for removal and installation of original equipment components. We recommend that the factory shop manual and any special tools needed to service your vehicle be on hand during the installation. Installation of this kit without proper knowledge of the factory recommended procedures may affect the performance of these components and the safety of the vehicle.



- **Always wear eye protection when operating power tools.** •

Inspect all contents of this package to make sure product is not damaged and all installation hardware has been included. If parts are missing from kit, please be prepared to provide the following information:

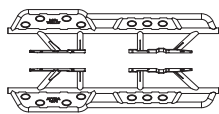
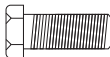






- Name of purchase location
- Bar Code on side of box
- Date above Bar Code
- Date inside box cover

⚠ CAUTION

※ Please recheck fasteners after 250 miles and inspect frequently.

REQUIRED TOOLS	Socket	Ratchet
		

Parts Information

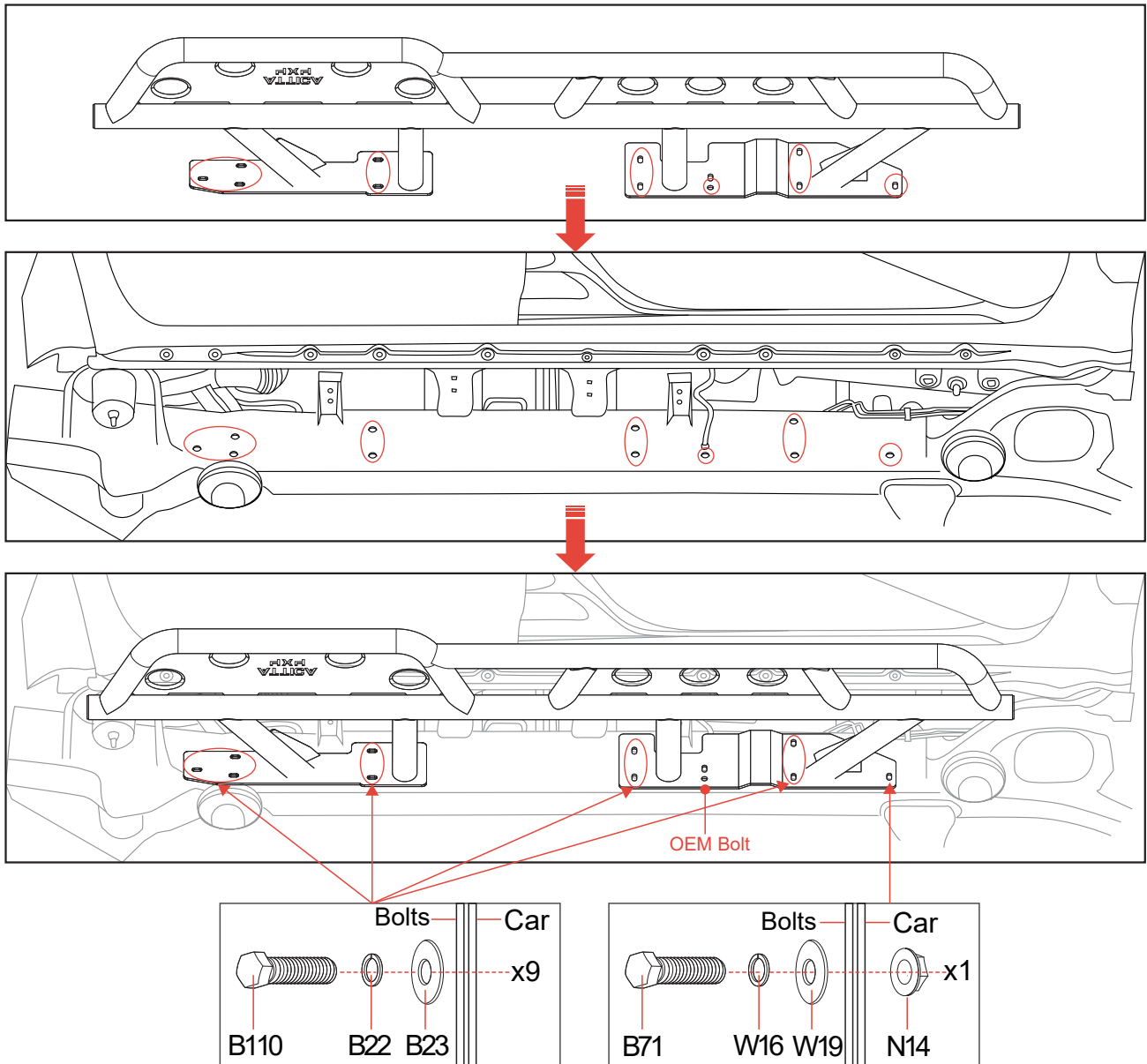
	Parts Name	Size	Illustration	Qty
/	Side Step L/R	/		1
B71	Bolts	M8*35		2
W16	Spring Washer	Φ8		2
W19	Flat Washer	Φ8*24*2		2
N14	Nuts	M8		2
B110	Bolts	M10*40*1.25		18
W22	Spring Washer	Φ10		18
W23	Flat Washer	Φ10*25*2		18

※ Note: One pack of spare parts is provided.

INSTALLTION I

Rock slider installation.

1. Align the mounting bracket holes of the rock slider with the holes on the vehicle body, and secure them using the hardware shown in the illustration.



FINAL STEP

EMBRACE THE ADVENTURE

Enjoy the look of your new vehicle! Be sure to review all mounting bolts and re-tighten if needed. Perform occasional checks to keep everything secure. If you have any questions, please email us at **Tech@attica4x4.com**.

Thank you for choosing our brand to be part of your journey! As Attica 4x4's reputation grew, so did its community—a vibrant tapestry of off-road enthusiasts united by a shared love for exploration, craftsmanship, and the open road. From the sunlit trails of Southern California to the challenging terrains across the nation, and now to your next adventure with Attica 4x4!